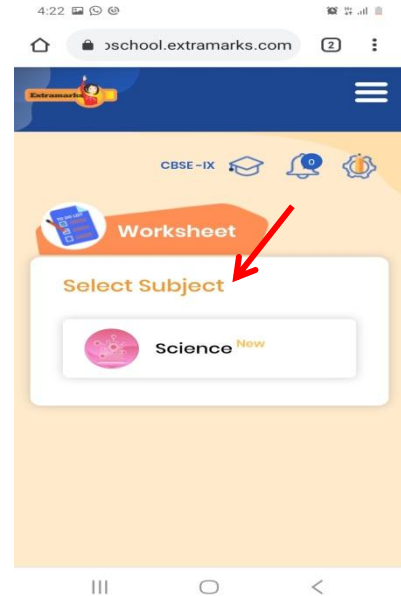


PROCEDURE FOR DOWNLOADING QUESTION AND UPLOADING ANSWER SCRIPTS THROUGH EXTRAMARKS (SUBJECTIVE)

Procedure for Downloading Question:

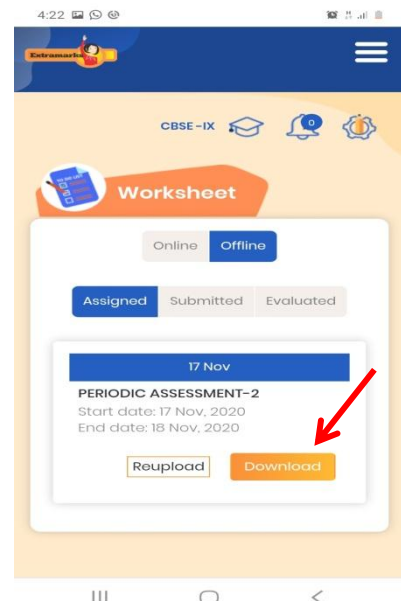
- ★ Login to your Extramarks platform
- ★ Select the option **WORKSHEET** from dashboard
- ★ Select the Subject



- ★ Select the **OFFLINE** tab

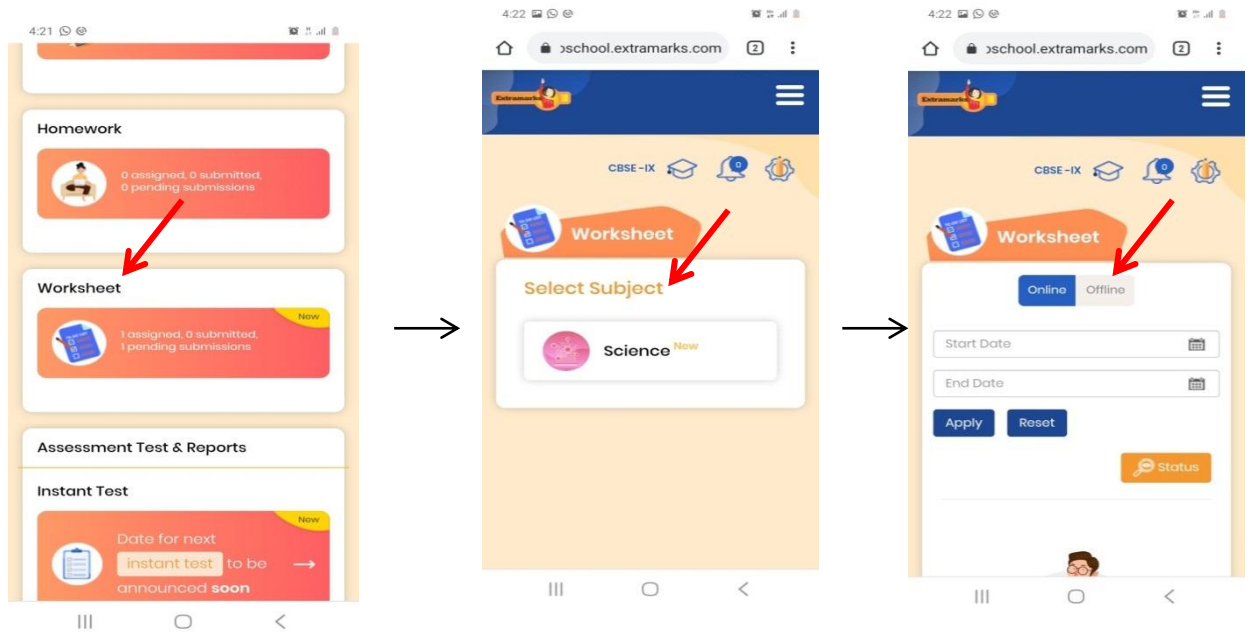


- ★ Click the **DOWNLOAD** option which is present under ASSIGNED tab (Check the date while downloading)

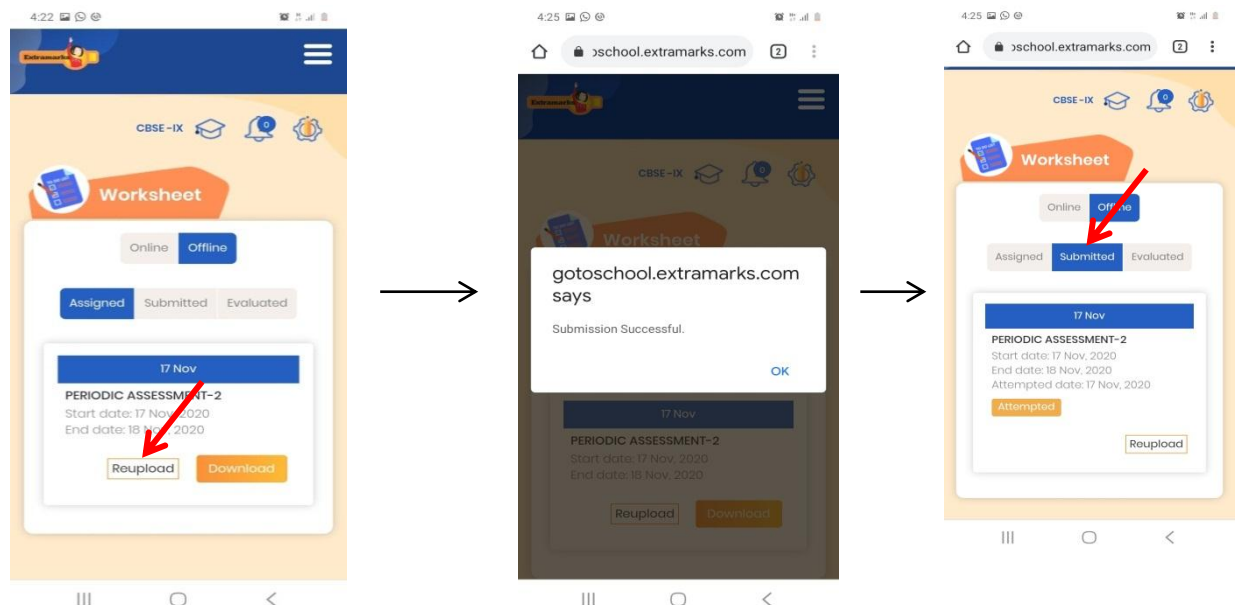


Procedure for Uploading Answer Scripts:

- ★ After writing your answers, take photocopy of your answer scripts
- ★ Convert the image file into PDF format
- ★ Login to your Extramarks platform
- ★ Select the option **WORKSHEET** from dashboard
- ★ Select the Subject
- ★ Select the **OFFLINE** tab



- ★ Click the **REUPLOAD** option which is present under ASSIGNED tab
- ★ After successful uploading you will receive the message **"SUBMISSION SUCCESSFUL"**
- ★ You can check by clicking the tab **"SUBMITTED"**



If, Technical problem arise during uploading, send your Answer Scripts to the following Mail ID

Class - 9 : ksssclass9@gmail.com

Class - 10 : ksssclass10@gmail.com

Class - 11 (CBSE) : ksssclass11cbse@gmail.com

Class - 12 (CBSE) : ksssclass12cbse@gmail.com

Class - 11 (SB) : ksssclass11sb@gmail.com

Class - 12 (SB) : ksssclass12sb@gmail.com